

Scaled data based on original data using  
LM-79-08 Approved Method: Electrical and Photometric Measurements of Solid-  
State Lighting Products

Test Report Prepared for  
Cooper Lighting Solutions  
(formerly Eaton)

Brand: McGRAW-EDISON

Report Number: P271541

Luminaire Tested: **ISS-AF-1200-LED-E1-RW-7027**

Issue Date: 3/3/2020

**Test Information**

Test Method: LM-79-08  
Report Number: P271541  
TEST IS SCALED FROM IESNA LM-79-08 TEST DATA (P29765)  
Test Lab: INNOVATION CENTER-P2  
Issue Date: 3/3/2020  
Manufacturer: COOPER LIGHTING SOLUTIONS (FORMERLY EATON)  
Product Line: MCGRAW-EDISON  
Catalog Number: ISS-AF-1200-LED-E1-RW-7027  
Description: IMPACT ELITE LED QUATER SPHERE LUMINAIRE  
LIGHT SQUARE WITH ACCULED OPTICS-RECTANGULAR WIDE TYPE I  
Light Source: (16) 2700K CCT, 70 CRI LEDs  
Ballast/Driver: ELECTRONIC DRIVER

**Summary**

Lumens per Lamp: N/A  
Luminaire Lumens: 5702.4 lumens  
Efficiency: N/A  
Efficacy: 86.4 lumens/watt  
Luminous Opening: Rectangular (W 0.5' x L: 0.5' x H: 0')  
IES Classification: Type II - Medium - Full Cutoff  
BUG Rating: B2 - U0 - G2

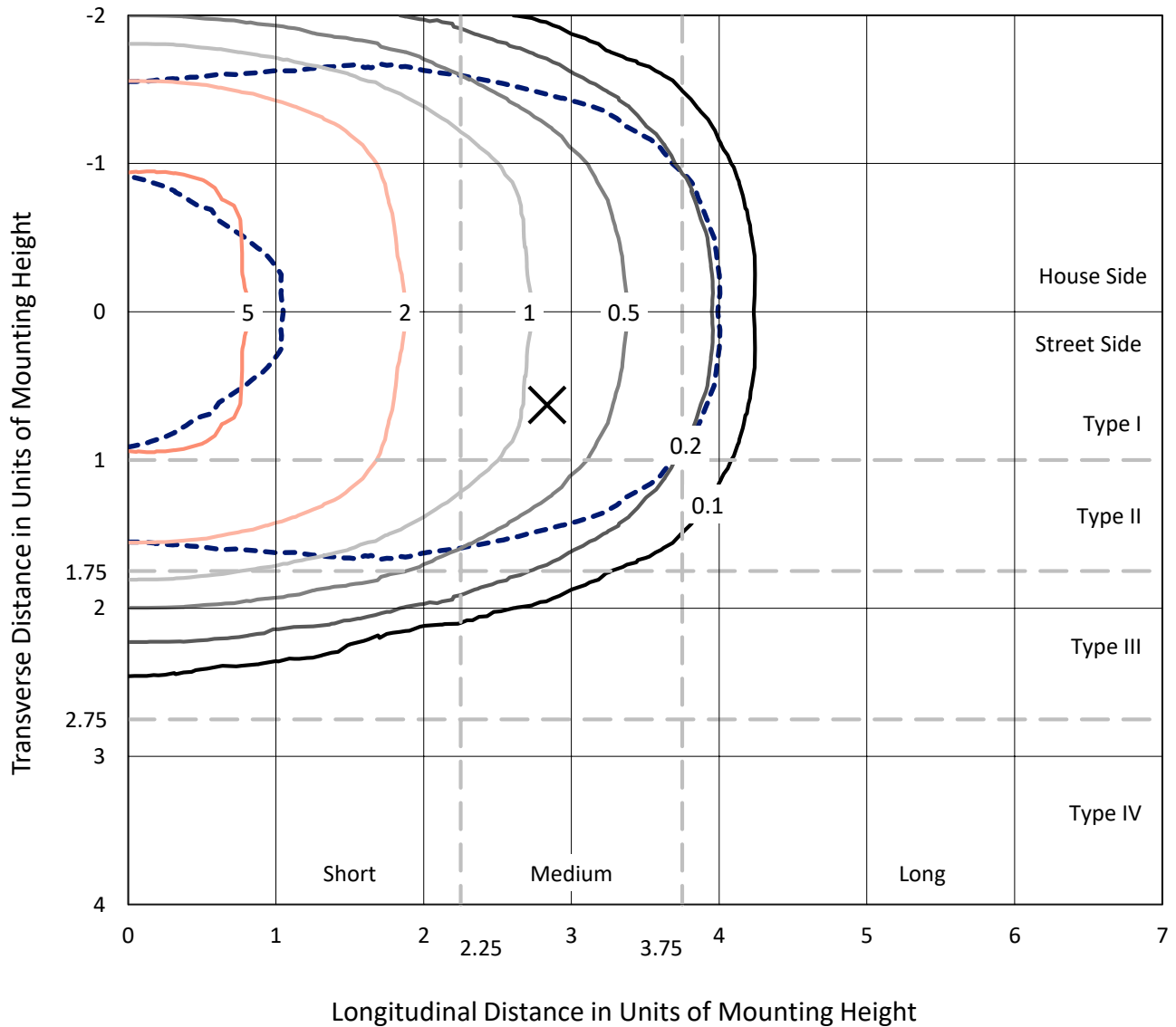
Input Watts (W): 66  
Input Voltage (V): 120  
Input Current (Ain): NR  
Voltage Rise (V): NR  
Power Factor: NR  
Total Harmonic Distortion (THDi): NR  
Frequency (hertz): 60  
Stabilization Time: NR  
Operation Time: NR  
Ambient Temperature (°C): NR  
Test Distance: 25 FT



REPORT NUMBER: P271541  
 CATALOG NUMBER: ISS-AF-1200-LED-E1-RW-7027

### Iso-Footcandle Lines of Horizontal Illumination

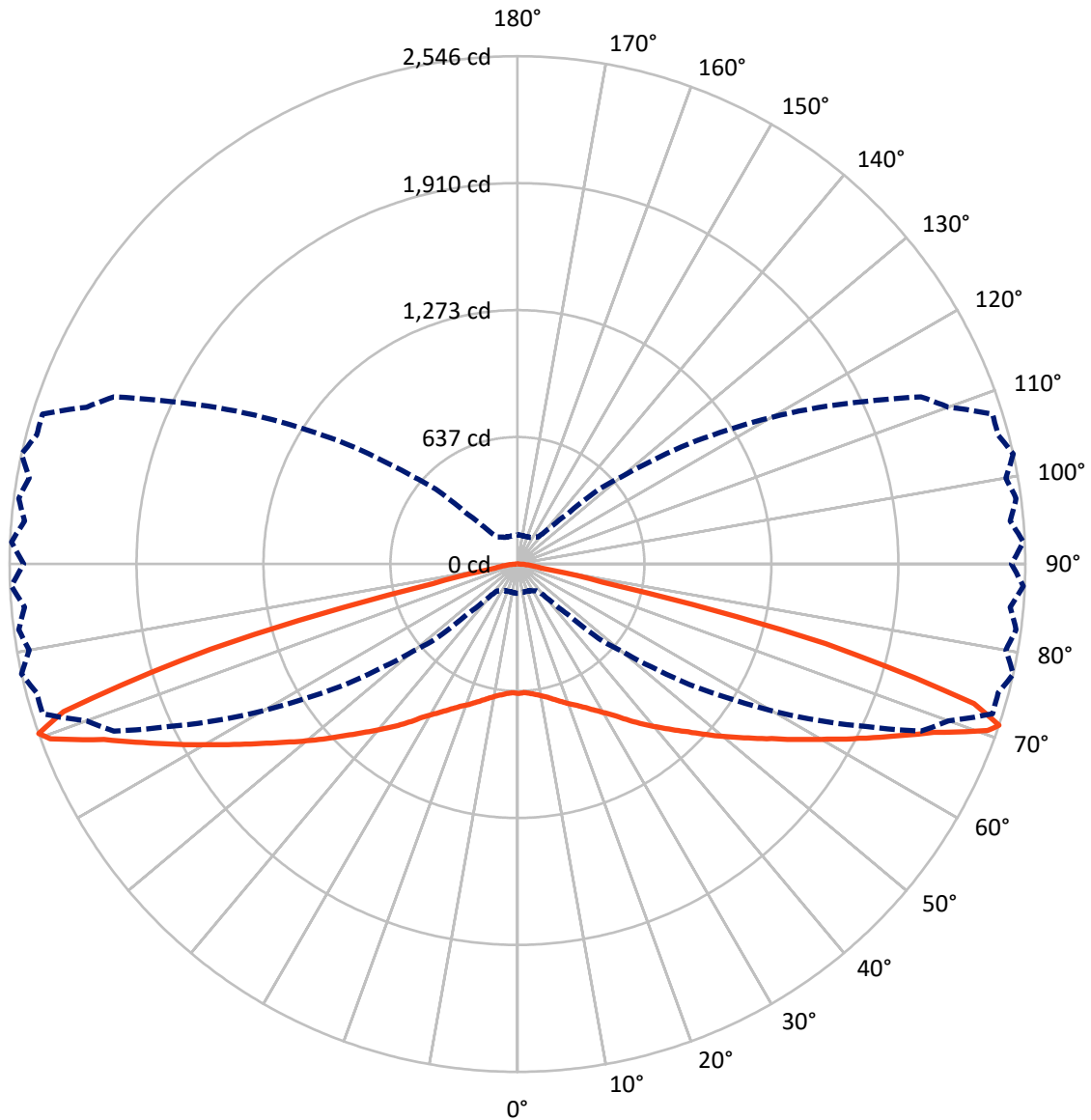
× Max cd  
 - - - 1/2 Max cd



Based on 10 foot mounting height. Maximum calculated value = 6.7 fc  
 Type II - Medium - Full Cutoff

REPORT NUMBER: P271541  
CATALOG NUMBER: ISS-AF-1200-LED-E1-RW-7027

### Luminous Intensity Polar Plot



— Vertical Plane Through 77.5-Deg Lateral    - - - Horizontal Cone Through 71-Deg Vertical

REPORT NUMBER: P271541  
 CATALOG NUMBER: ISS-AF-1200-LED-E1-RW-7027

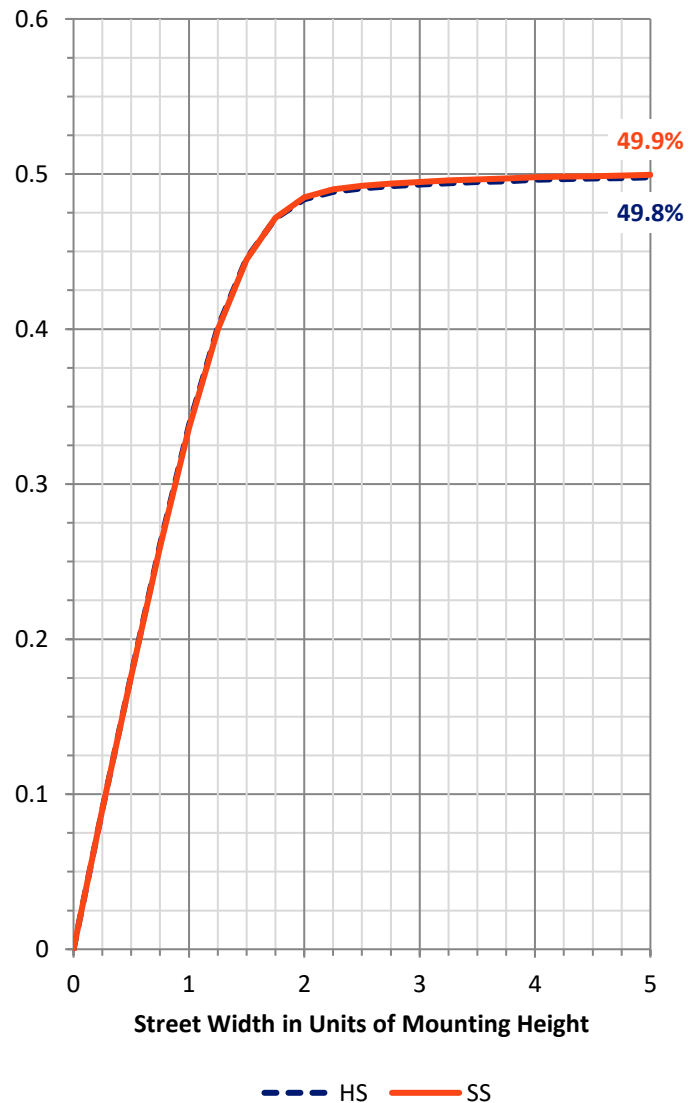
**FLUX DISTRIBUTION:**

		Downward	Upward	Total
<b>House Side</b>	Lumens	2851.2	0.0	2851.2
	% Fixture	50.0	0.0	50.0
<b>Street Side</b>	Lumens	2851.2	0.0	2851.2
	% Fixture	50.0	0.0	50.0
<b>Total</b>	Lumens	5702.4	0.0	5702.4
	% Fixture	100.0	0.0	100.0

**Coefficient of Utilization**

**ZONAL LUMENS:**

Zone	Lumens	% Fixture
0°-10°	62.7	1.1
10°-20°	196.0	3.4
20°-30°	366.8	6.4
30°-40°	638.5	11.2
40°-50°	1041.7	18.3
50°-60°	1437.6	25.2
60°-70°	1363.7	23.9
70°-80°	561.4	9.8
80°-90°	33.9	0.6
90°-100°	0.0	0.0
100°-110°	0.0	0.0
110°-120°	0.0	0.0
120°-130°	0.0	0.0
130°-140°	0.0	0.0
140°-150°	0.0	0.0
150°-160°	0.0	0.0
160°-170°	0.0	0.0
170°-180°	0.0	0.0
0°-90°	5702.4	100.0
0°-180°	5702.4	100.0



REPORT NUMBER: P271541

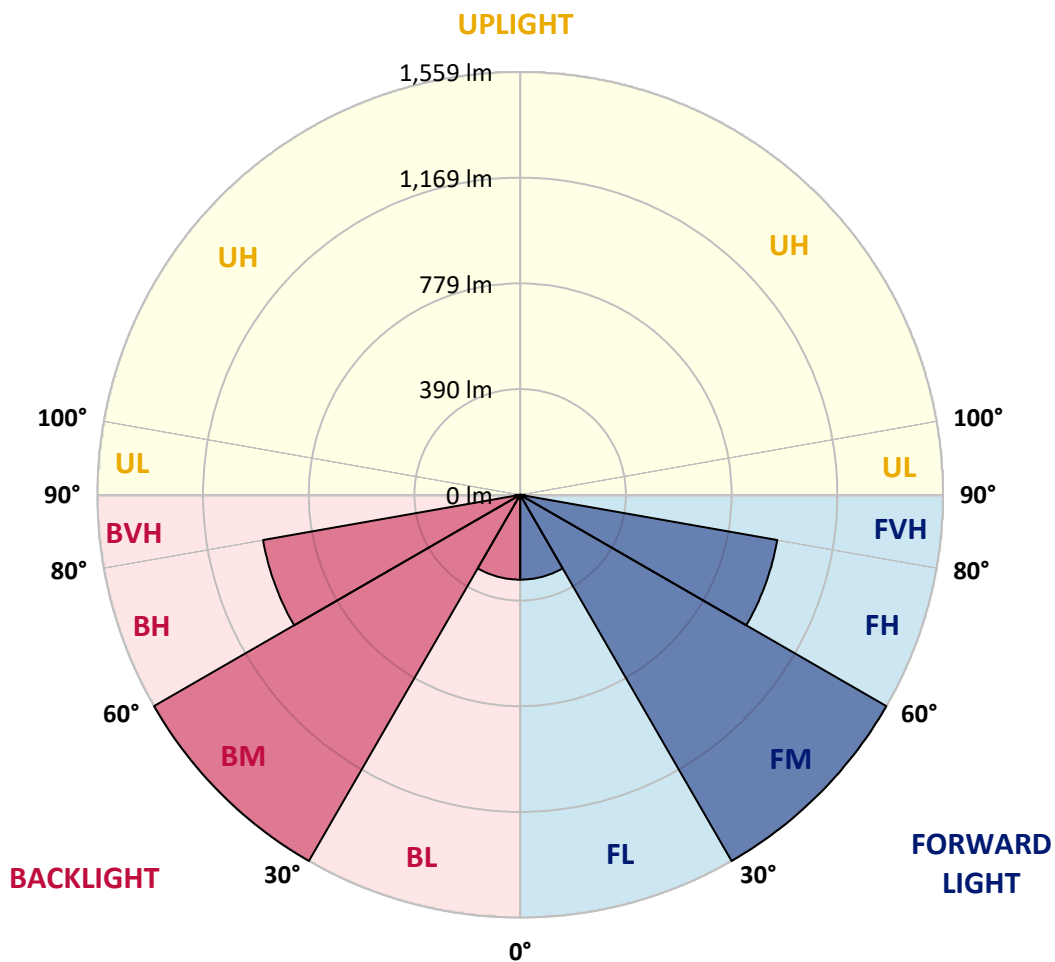
CATALOG NUMBER: ISS-AF-1200-LED-E1-RW-7027

**LUMINAIRE CLASSIFICATION SYSTEM LUMEN TABLE AND BUG RATING:**

Zone		Lumens	% Fixture	Zone Rating/Lumen Limit		
				B	U	G
FL	(0°-30°)	312.8	5.5			
FM	(30°-60°)	1558.9	27.3			
FH	(60°-80°)	962.5	16.9			G1/1800
FVH	(80°-90°)	17.0	0.3			G1/100
BL	(0°-30°)	312.8	5.5	B1/500		
BM	(30°-60°)	1558.9	27.3	B2/2500		
BH	(60°-80°)	962.5	16.9	B2/1000		G2/1000
BVH	(80°-90°)	17.0	0.3			G1/100
UL	(90°-100°)	0.0	0.0		U0/0	
UH	(100°-180°)	0.0	0.0		U0/0	

**BUG Rating: B2-U0-G2**

Type II Medium





REPORT NUMBER: P271541

CATALOG NUMBER: ISS-AF-1200-LED-E1-RW-7027

**CANDELA DISTRIBUTION (FULL):**

	0°	5°	15°	25°	35°	37.5°	40°	42.5°	45°	47.5°	50°
0°	649.4	649.4	649.4	649.4	649.4	649.4	649.4	649.4	649.4	649.4	649.4
2.5°	647.4	645.5	647.4	647.4	649.4	649.4	649.4	649.4	647.4	651.2	651.2
5°	647.4	647.4	649.4	649.4	653.1	656.9	651.2	653.1	655.0	653.1	656.9
7.5°	647.4	647.4	647.4	651.2	656.9	660.6	656.9	658.7	662.5	662.5	666.4
10°	641.7	640.0	643.6	651.2	660.6	666.4	664.5	671.9	670.0	671.9	675.7
12.5°	632.4	632.4	640.0	651.2	668.2	671.9	673.9	677.6	683.3	681.5	687.0
15°	634.2	636.1	643.6	658.7	679.5	683.3	685.1	685.1	694.6	690.9	702.1
17.5°	647.4	649.4	656.9	671.9	696.5	696.5	698.4	702.1	715.4	707.9	723.0
20°	668.2	670.0	677.6	694.6	717.3	715.4	719.1	723.0	739.9	732.4	747.5
22.5°	692.8	696.5	706.0	724.8	749.4	738.0	745.6	753.0	770.2	756.9	777.7
25°	726.7	732.4	741.8	762.6	789.0	775.8	783.3	789.0	807.8	789.0	809.7
27.5°	775.8	779.5	787.2	809.7	832.4	822.9	826.7	830.6	853.2	832.4	855.1
30°	834.3	839.9	847.6	868.3	890.8	875.8	883.3	887.2	906.0	885.3	904.1
32.5°	907.8	913.6	923.0	942.0	960.7	938.1	940.0	945.6	964.5	943.8	964.5
35°	994.7	998.6	1011.7	1034.4	1047.6	1011.7	1013.6	1013.6	1038.1	1009.9	1032.5
37.5°	1085.3	1089.1	1104.3	1126.8	1141.9	1102.3	1102.3	1104.3	1126.8	1094.8	1115.5
40°	1179.7	1191.1	1208.0	1230.7	1242.0	1196.7	1200.5	1198.6	1225.0	1187.3	1208.0
42.5°	1274.1	1283.6	1308.1	1334.5	1347.6	1302.5	1304.2	1298.6	1325.1	1285.5	1302.5
45°	1355.3	1362.8	1393.0	1430.8	1451.5	1404.3	1404.3	1404.3	1430.8	1381.8	1402.4
47.5°	1421.3	1427.0	1459.0	1513.8	1547.8	1500.6	1504.4	1496.8	1536.6	1476.1	1504.4
50°	1468.5	1470.4	1511.9	1574.2	1632.7	1589.3	1595.0	1598.7	1636.5	1583.6	1608.1
52.5°	1483.6	1487.4	1534.6	1610.1	1695.0	1666.7	1687.5	1695.0	1729.0	1672.4	1706.3
55°	1430.8	1440.3	1511.9	1623.2	1738.4	1729.0	1753.5	1768.7	1812.0	1764.9	1800.7
57.5°	1253.3	1264.6	1364.7	1547.8	1747.9	1762.9	1797.0	1821.5	1883.7	1855.4	1895.2
60°	1000.4	1009.9	1111.7	1332.6	1629.0	1721.4	1798.9	1868.7	1932.8	1938.5	1989.5
62.5°	687.0	700.3	798.4	1009.9	1370.4	1493.1	1604.5	1719.5	1827.2	1957.4	2023.4
65°	336.0	343.5	426.5	630.4	1006.1	1162.8	1293.0	1455.3	1555.3	1742.3	1849.8
67.5°	185.1	185.1	198.2	262.3	537.9	692.8	832.4	1036.3	1138.2	1368.5	1506.3
70°	154.8	154.8	151.1	160.4	203.8	241.6	313.3	430.4	572.0	804.2	928.7
71°	147.2	145.3	143.5	147.2	164.2	171.8	202.0	264.2	358.6	555.0	677.6
72.5°	137.8	133.9	128.4	130.3	139.7	139.7	145.3	154.8	190.6	260.5	349.2
75°	118.9	115.2	109.4	109.4	111.4	113.3	115.2	118.9	120.8	124.5	139.7
77.5°	98.2	94.4	88.8	88.8	86.9	88.8	92.4	94.4	90.5	98.2	100.0
80°	75.5	69.9	67.9	67.9	66.0	64.2	64.2	64.2	66.0	69.9	71.8
82.5°	47.3	43.4	45.4	43.4	41.5	41.5	41.5	41.5	43.4	43.4	47.3
85°	22.6	22.6	24.5	22.6	18.9	18.9	17.0	15.1	17.0	15.1	18.9
87.5°	0.0	0.0	0.0	0.0	0.0	0.0	0.0	0.0	0.0	0.0	1.9
90°	0.0	0.0	0.0	0.0	0.0	0.0	0.0	0.0	0.0	0.0	0.0



REPORT NUMBER: P271541

CATALOG NUMBER: ISS-AF-1200-LED-E1-RW-7027

**CANDELA DISTRIBUTION (continued):**

	52.5°	55°	57.5°	60°	62.5°	65°	67.5°	70°	72.5°	75°	77.5°
0°	649.4	649.4	649.4	649.4	649.4	649.4	649.4	649.4	649.4	649.4	649.4
2.5°	645.5	649.4	647.4	649.4	645.5	649.4	643.6	649.4	647.4	649.4	645.5
5°	651.2	656.9	651.2	658.7	651.2	658.7	651.2	658.7	653.1	658.7	651.2
7.5°	656.9	668.2	660.6	670.0	660.6	671.9	660.6	671.9	664.5	673.9	660.6
10°	668.2	681.5	670.0	681.5	670.0	683.3	670.0	685.1	673.9	689.0	671.9
12.5°	677.6	692.8	681.5	696.5	679.5	700.3	683.3	706.0	687.0	709.8	687.0
15°	690.9	709.8	698.4	715.4	698.4	721.1	700.3	726.7	706.0	730.5	706.0
17.5°	709.8	730.5	715.4	736.1	717.3	741.8	719.1	747.5	726.7	751.3	726.7
20°	736.1	753.0	738.0	760.7	739.9	762.6	743.7	766.3	749.4	772.0	749.4
22.5°	766.3	781.4	770.2	783.3	764.5	783.3	764.5	783.3	770.2	789.0	770.2
25°	800.3	811.7	798.4	811.7	794.7	809.7	792.8	807.8	794.7	811.7	798.4
27.5°	845.7	851.3	836.2	847.6	826.7	841.8	822.9	838.1	824.8	839.9	830.6
30°	894.7	900.4	885.3	892.8	870.2	879.6	858.8	872.1	860.8	872.1	866.3
32.5°	949.5	957.0	940.0	943.8	925.0	926.8	909.8	915.5	906.0	909.8	907.8
35°	1011.7	1021.1	1002.3	1008.0	987.1	987.1	972.1	970.2	966.5	962.6	962.6
37.5°	1091.0	1094.8	1079.8	1079.8	1055.1	1055.1	1036.3	1036.3	1028.6	1021.1	1017.4
40°	1177.9	1179.7	1155.2	1153.3	1128.8	1128.8	1108.0	1102.3	1089.1	1079.8	1074.0
42.5°	1270.3	1268.5	1232.6	1236.3	1200.5	1202.4	1175.9	1170.3	1157.1	1145.8	1134.4
45°	1364.7	1357.2	1321.2	1319.4	1277.9	1279.7	1247.7	1244.0	1225.0	1213.7	1200.5
47.5°	1460.9	1457.2	1417.5	1408.1	1364.7	1362.8	1321.2	1321.2	1302.5	1291.0	1277.9
50°	1561.1	1559.1	1513.8	1508.2	1462.9	1455.3	1406.3	1406.3	1383.6	1379.8	1360.9
52.5°	1670.5	1662.9	1613.9	1612.0	1568.6	1562.9	1510.1	1506.3	1472.3	1470.4	1449.7
55°	1778.0	1764.9	1732.8	1717.6	1674.4	1672.4	1625.2	1615.7	1572.3	1572.3	1545.9
57.5°	1876.2	1864.9	1838.5	1825.3	1783.8	1778.0	1727.1	1727.1	1689.4	1687.5	1659.2
60°	1978.2	1981.9	1953.6	1948.0	1908.3	1906.5	1855.4	1855.4	1817.7	1815.8	1783.8
62.5°	2065.0	2102.8	2091.4	2095.2	2061.3	2055.5	2004.6	2000.9	1957.4	1951.7	1925.2
65°	1980.0	2112.2	2197.2	2253.8	2250.0	2248.1	2199.1	2191.4	2136.7	2121.5	2078.2
67.5°	1662.9	1834.7	1989.5	2159.3	2283.9	2378.4	2406.6	2395.3	2348.1	2304.7	2251.8
70°	1113.7	1311.9	1508.2	1719.5	1932.8	2140.5	2353.8	2446.3	2544.4	2510.4	2501.0
71°	847.6	1051.4	1247.7	1470.4	1696.9	1927.2	2189.6	2299.0	2497.3	2495.3	2546.3
72.5°	477.6	658.7	868.3	1062.7	1276.0	1513.8	1783.8	1904.6	2189.6	2246.2	2393.4
75°	152.9	209.6	277.5	437.9	570.1	787.2	987.1	1108.0	1296.7	1391.1	1596.8
77.5°	102.0	113.3	117.0	135.9	152.9	217.1	294.5	360.5	396.4	415.3	436.0
80°	73.6	79.3	83.0	92.4	94.4	105.7	105.7	117.0	115.2	122.7	117.0
82.5°	47.3	52.8	54.8	58.5	60.4	67.9	71.8	79.3	79.3	83.0	81.2
85°	22.6	26.4	26.4	30.3	30.3	35.8	35.8	41.5	41.5	47.3	45.4
87.5°	1.9	1.9	1.9	3.8	3.8	3.8	5.7	7.5	7.5	7.5	7.5
90°	0.0	0.0	0.0	0.0	0.0	0.0	0.0	0.0	0.0	0.0	0.0





REPORT NUMBER: P271541

CATALOG NUMBER: ISS-AF-1200-LED-E1-RW-7027

**CANDELA DISTRIBUTION (continued):**

	80°	82.5°	85°	87.5°	90°
0°	649.4	649.4	649.4	649.4	649.4
2.5°	651.2	649.4	651.2	647.4	651.2
5°	660.6	653.1	662.5	653.1	662.5
7.5°	675.7	666.4	677.6	662.5	675.7
10°	689.0	675.7	690.9	675.7	689.0
12.5°	711.5	690.9	715.4	690.9	715.4
15°	734.3	709.8	739.9	713.5	738.0
17.5°	755.0	732.4	760.7	734.3	758.8
20°	773.9	753.0	777.7	751.3	777.7
22.5°	792.8	779.5	798.4	779.5	798.4
25°	817.3	807.8	821.1	807.8	821.1
27.5°	845.7	841.8	849.3	839.9	851.3
30°	877.7	879.6	881.5	879.6	883.3
32.5°	917.3	926.8	923.0	923.0	923.0
35°	972.1	989.0	977.7	981.5	979.6
37.5°	1023.1	1047.6	1032.5	1038.1	1034.4
40°	1079.8	1096.7	1092.9	1092.9	1089.1
42.5°	1141.9	1162.8	1157.1	1158.9	1155.2
45°	1209.9	1228.8	1221.2	1219.4	1221.2
47.5°	1287.3	1308.1	1298.6	1296.7	1298.6
50°	1368.5	1393.0	1385.5	1381.8	1385.5
52.5°	1457.2	1487.4	1483.6	1479.9	1485.4
55°	1561.1	1589.3	1585.6	1589.3	1591.2
57.5°	1664.8	1696.9	1689.4	1698.9	1702.6
60°	1795.0	1813.9	1815.8	1817.7	1819.6
62.5°	1927.2	1934.8	1940.4	1946.1	1948.0
65°	2080.0	2082.0	2085.8	2080.0	2085.8
67.5°	2227.3	2214.1	2212.3	2217.8	2221.7
70°	2455.7	2455.7	2436.8	2463.2	2440.7
71°	2485.9	2521.8	2480.2	2538.8	2476.4
72.5°	2338.6	2404.8	2357.5	2410.4	2348.1
75°	1627.1	1780.0	1778.0	1853.7	1793.2
77.5°	451.1	422.8	451.1	388.9	371.9
80°	122.7	111.4	120.8	102.0	115.2
82.5°	81.2	69.9	67.9	54.8	58.5
85°	47.3	35.8	35.8	28.3	30.3
87.5°	7.5	1.9	7.5	3.8	5.7
90°	0.0	0.0	0.0	0.0	0.0

(END OF REPORT)